

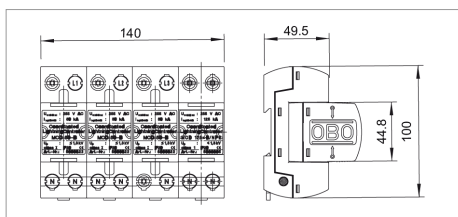
Technical data sheet

Combination arrester, 3-pole + NPE

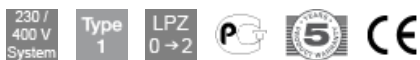


Combination arrester, Type 1, according to DIN EN 61643-11(B according to VDE 0675 Part 6).

Completely pre-terminated and ready for connection, consisting of: MCD 50-B: Coordinated lightning current arrester, Type 1 (Class B) to EN 61643-11 and MCD 125-B/NPE: Coordinated N-PE spark gap, Type 1 (Class B) to EN 61643-11 for use in TN-S and TT systems. Interface 0 to 1 according to lightning protection zone concept according to IEC 61312-1 and VDE 0185-305 (IEC62305).



- Arresting capacity 50 kA 10/350 μ s per pole (L-N)
- Arresting capacity 125 kA (10/350 μ s) per pole (N-PE)
- Suitable for any TN or TT system
- Conforms to VDN Directive 2nd Edition 2004
- Protection level • Line follow current quenching 25 kA Ipeak
- Incl. plug caps for identifying the connections
- Encapsulated, non-extinguishing spark gap

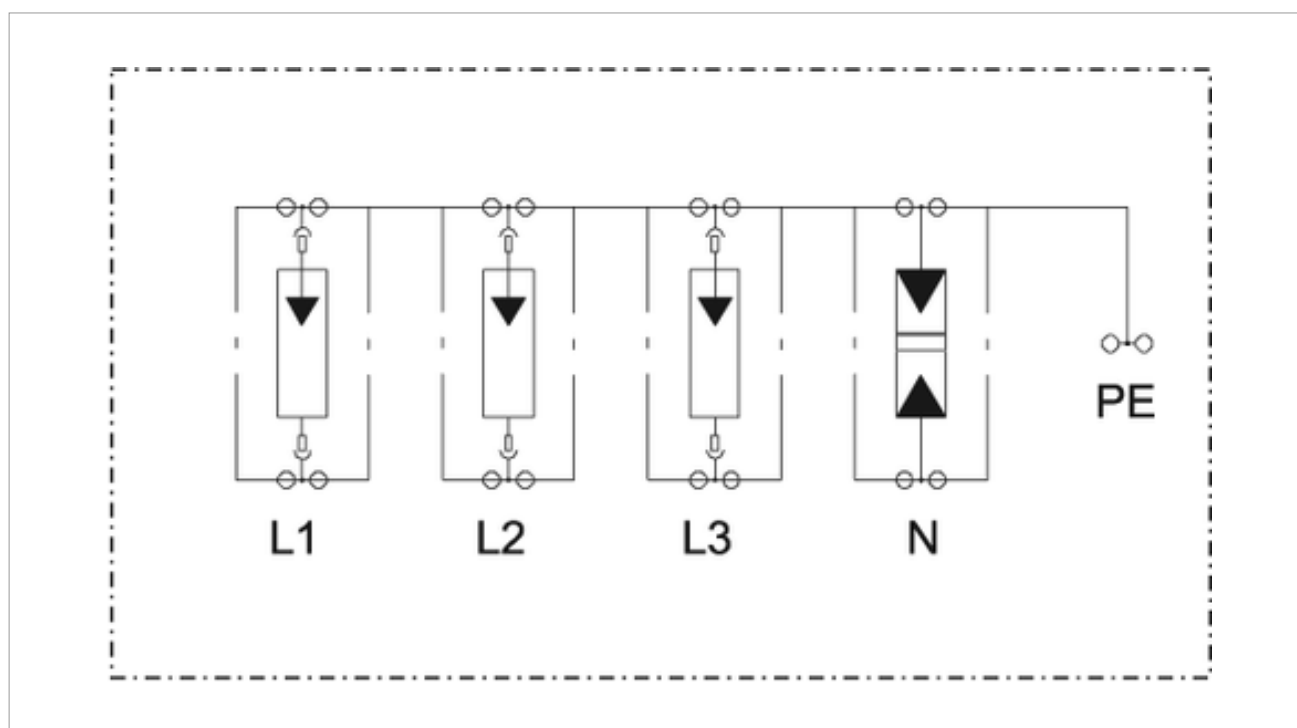


Application: Lightning protection equipotential bonding in buildings with external lightning protection of Class I to IV and in standard distributor housings.

Type	Max. continuous operating voltage V	Version	Pack. pcs	Weight kg/100 pcs.	Art.-No.
MCD 50-B 3+1	255	3 + NPE	1	168.000	5096879

G /pc.

Connection-/Circuit diagram



Article number				5096879
Nominal voltage	U_N	V	230	
SPD to EN 61643-11				Type 1
SPD to IEC 61643-11				class I
Lightning protection Zone LPZ				0→2
Impulse discharge current (10/350)	I_{imp}	kA	50	
Total discharge current (10/350)	$I_{Total\ 8/20}$	kA	125	
Nominal discharge current (8/20)	I_n	kA	50	
Arrestor surge current (8/20) [total]	$I_{Total\ 8/20}$	kA	125	
Voltage protection level	U_p	kV	1,3	
Response time	t_A	ns	<100	
Follow current interrupt rating	I_{fi}	kA	25	
Maximum back-up fuse			A	500
Temperature range	ϑ	°C	-40 - +85	
Division unit TE (17.5 mm)				8
Connection cross-section, rigid			mm ²	10 - 50
Connection cross-section, multi-wire			mm ²	10 - 35
Connection cross-section, flexible			mm ²	10 - 25

Legend



230/400 V system



Protection device to DIN EN 61643-11 or IEC 61643-11



Transition from LPZ 0 to LPZ 2



Russia, GOST The State Committee for Standards



5-year warranty



Communautés Européennes, EC declaration of conformity according to EC directives