

DPI CD EXI+D 2X48 M (929 952)

- Easy installation on field devices with spare cable gland
- Flexible use in Ex(i) and Ex(d) circuits
- Installation in conformity with the lightning protection zones concept at the boundaries from $0_B - 2$ and higher


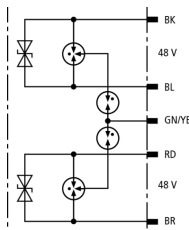
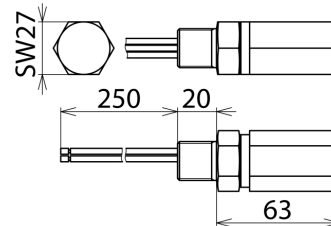


Figure without obligation



Basic circuit diagram DPI CD EXI+D 2X48 M



Dimension drawing DPI CD EXI+D 2X48 M

Flameproof surge arrester for use in potentially explosive atmospheres for protecting two 48 V interfaces

Type	DPI CD EXI+D 2X48 M
Part No.	929 952
SPD class	TYPE 2 PI
Nominal voltage (U_n)	48 V
Max. continuous operating d.c. voltage (U_c)	58 V
Max. continuous operating a.c. voltage (U_c)	41 V
Nominal current (I_n)	0.55 A
D1 Lightning impulse current (10/350 μ s) line-PG (I_{imp})	1.5 kA
C2 Total nominal discharge current (8/20 μ s) (I_n)	20 kA
C2 Nominal discharge current (8/20 μ s) line-PG (I_n)	10 kA
Voltage protection level line-line for I_n C2 (U_p)	≤ 95 V
Voltage protection level line-PG for I_n C2 (U_p)	≤ 2000 V
Voltage protection level line-line at 1 kV/ μ s C3 (U_p)	≤ 80 V
Voltage protection level line-PG at 1 kV/ μ s C3 (U_p)	≤ 1200 V
Capacitance line-line (C)	≤ 1.2 nF
Capacitance line-PG (C)	≤ 15 pF
Operating temperature range	-40°C...+80°C
Degree of protection	IP 67
Mounting (field/device side)	M20 x 1.5 male thread
Connection (input/output)	connecting leads (1.3 mm ²)
Length of the connecting lead	250 mm
Earthing via	connecting lead
Enclosure material	V4A
Colour	bare surface
Test standards	IEC 61643-21 / EN 61643-21
ATEX approvals (1)	DEKRA 11ATEX0207 X: II 2 (1) G Ex ia [ia Ga] IIC T5 / T6 Gb
ATEX approvals (2)	DEKRA 11ATEX0217 X: II 2 G Ex d IIC T5 / T6 Gb
IECEX approvals (1)	DEK 11.0076X: Ex ia [ia Ga] IIC T5 / T6 Gb
IECEX approvals (2)	DEK 11.0079X: Ex d IIC T5 or T6 Gb
Weight	222 g
Customs tariff number	85363010
GTIN	4013364137400
PU	1 pc(s)

We reserve the right to introduce changes in performance, configuration and technology, dimensions, weights and materials in the course of technical progress. The figures are shown without obligation.